

INDICATOR TYPE

DIN size W48×H24mm, W72×H36mm, W96×H48mm, W48×H48mm,
W48×H96mm, W72×H72mm, W96×H96mm type

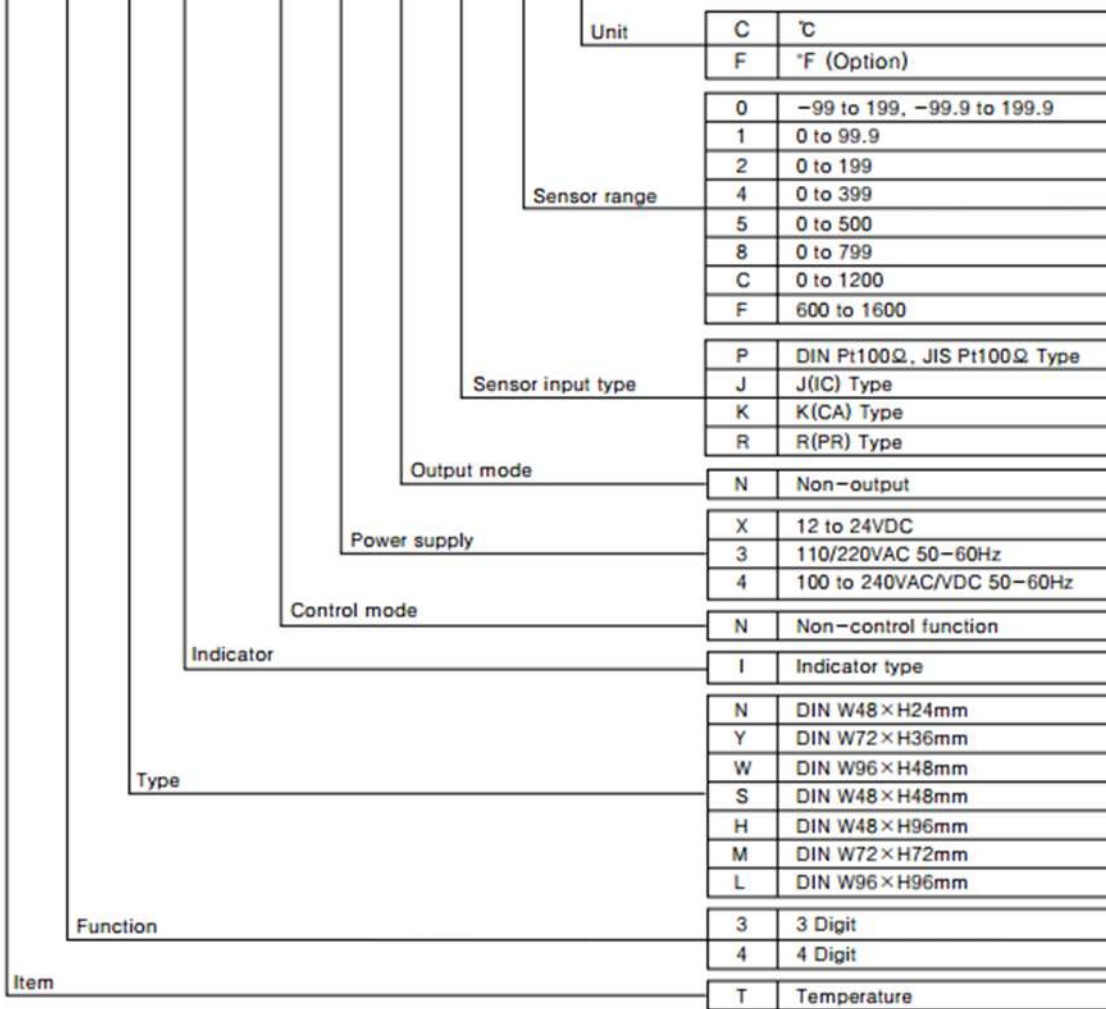
■ Features

- Indicator type.
- High accuracy : 0.3%(T3NI) and 0.5%.
- Diverse DIN size



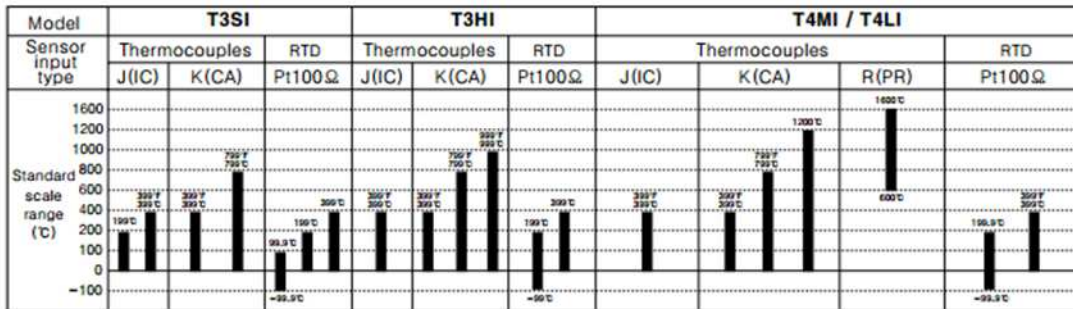

■ Ordering information

T 3 S I - N 4 N P 4 C



INDICATOR TYPE

Temperature range for each sensor



Rating

Model	T3NI	T4YI	T4WI	T3SI	T3HI	T4MI	T4LI
Power supply	12 to 24VDC	100 to 240VAC 50-60Hz	110/220VAC 50-60Hz	100 to 240VAC 50-60Hz	110/220VAC 50-60Hz		
Operating voltage	90 to 110% of rated voltage						
Power consumption	2W	3VA					
Display method	7Segment LED display						
Indicating accuracy	F · S ± 0.3% rdg. ± 1digit	F · S ± 0.5% rdg. ± 1digit					
Input sensor	RTD:DIN Pt100Ω, JIS Pt100Ω 3wire			Thermocouples:K(CA), J(IC), R(PR) RTD:DIN Pt100Ω, JIS Pt100Ω 3wire			
External allowable wire resistance	RTD type: Max. 5Ω per a wire			Thermocouples:100Ω Max. RTD:Max. 5Ω per a wire			

Characteristic

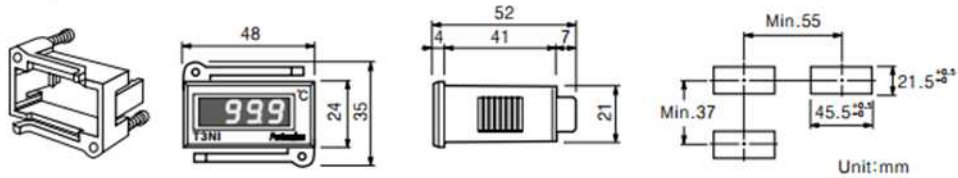
Insulation resistance	100MΩ Min(at 500VDC) between power input terminal and control output terminal						
Dielectric strength	2000VAC 50/60Hz for 1 minute between power input terminal and control output terminal						
Noise	± 500V	± 1KV The square wave noise(pulse width:1μs) by the noise simulator					
Vibration	Mechanical durability	10 to 55Hz(cycle:1minute) 0.75mm double amplitude at X,Y,Z direction for 1 hour					
	Malfunction durability	10 to 55Hz(cycle:1minute) 0.5mm double amplitude at X,Y,Z direction for 10 min					
Shock	Mechanical durability	Min. 300m/S ² (30G) 3turns at X,Y,Z direction					
	Malfunction durability	Min. 100m/S ² (30G) 3turns at X,Y,Z direction					
Ambient operating temp.	-10 to 50°C (at non-freezing status)						
Ambient storage temp.	-25 to 65°C (at non-freezing status)						
Ambient humidity	35 to 85% RH						
Weight	About 34g	About 170g	About 322g	About 107g	About 368g	About 356g	About 433g

* The weight of above chart is net weight.

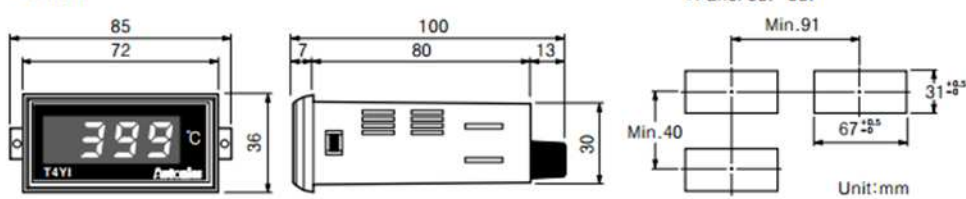
INDICATOR TYPE

■ Dimensions

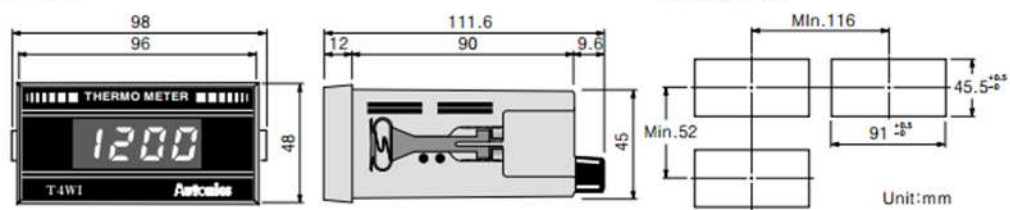
● T3NI



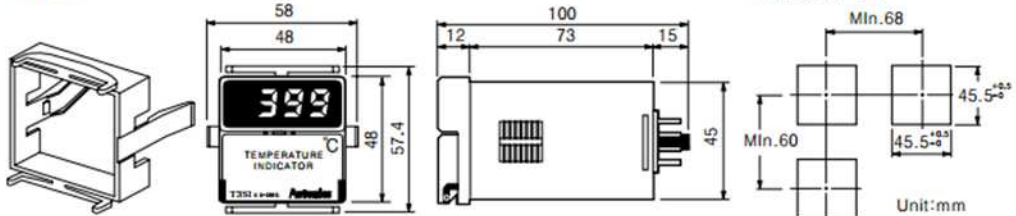
● T4YI



● T4WI



● T3SI

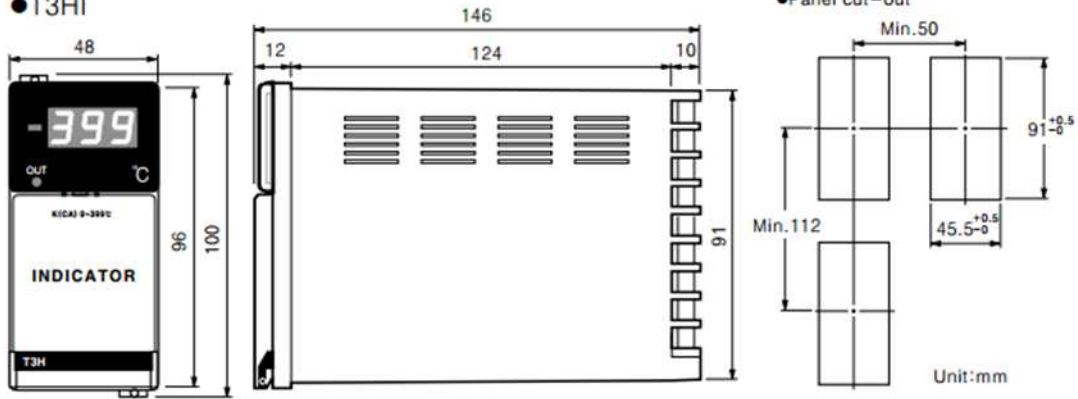


※ Cut out size according to position of bracket handle.
In case of mounting to up and down : 60×68
In case of mounting to left and right : 68×60

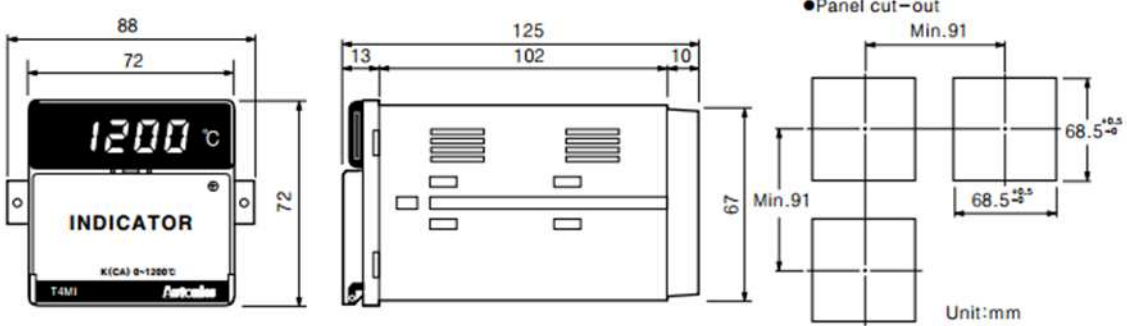
INDICATOR TYPE

■ Dimensions

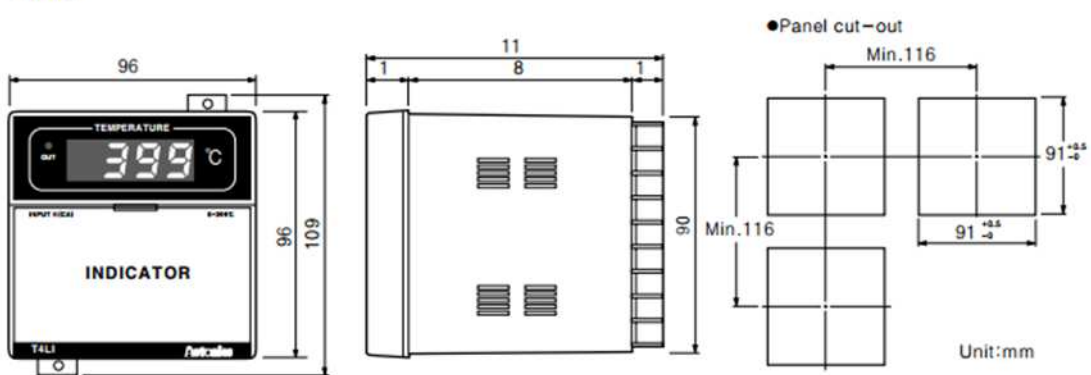
● T3HI



● T4MI



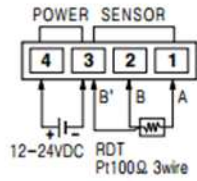
● T4LI



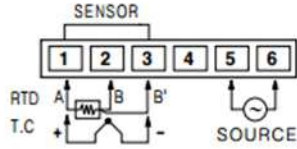
INDICATOR TYPE

Connections

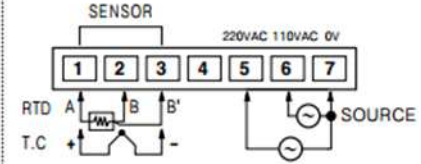
●T3NI



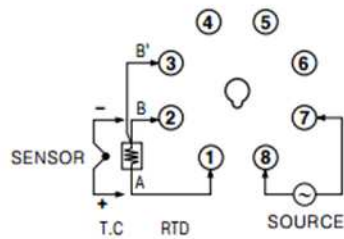
●T4YI



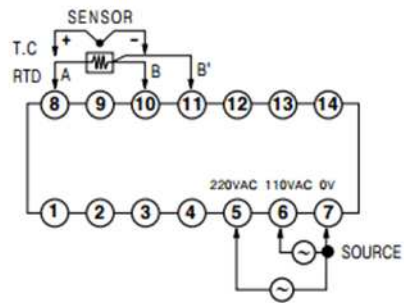
●T4WI



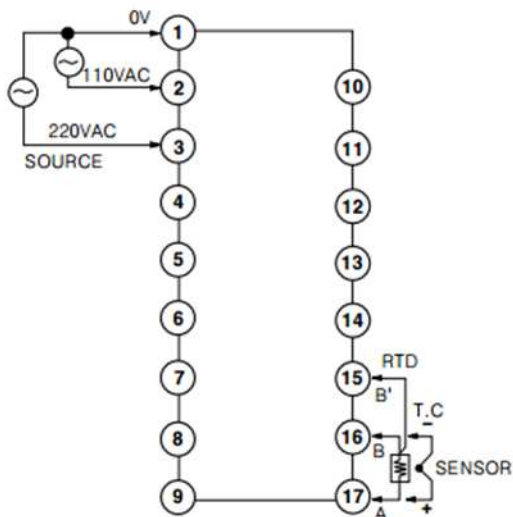
●T3SI



●T4MI



●T3HI



●T4LI

