

Multi Scanning Type

Automatic indication of 5 temperature inputs

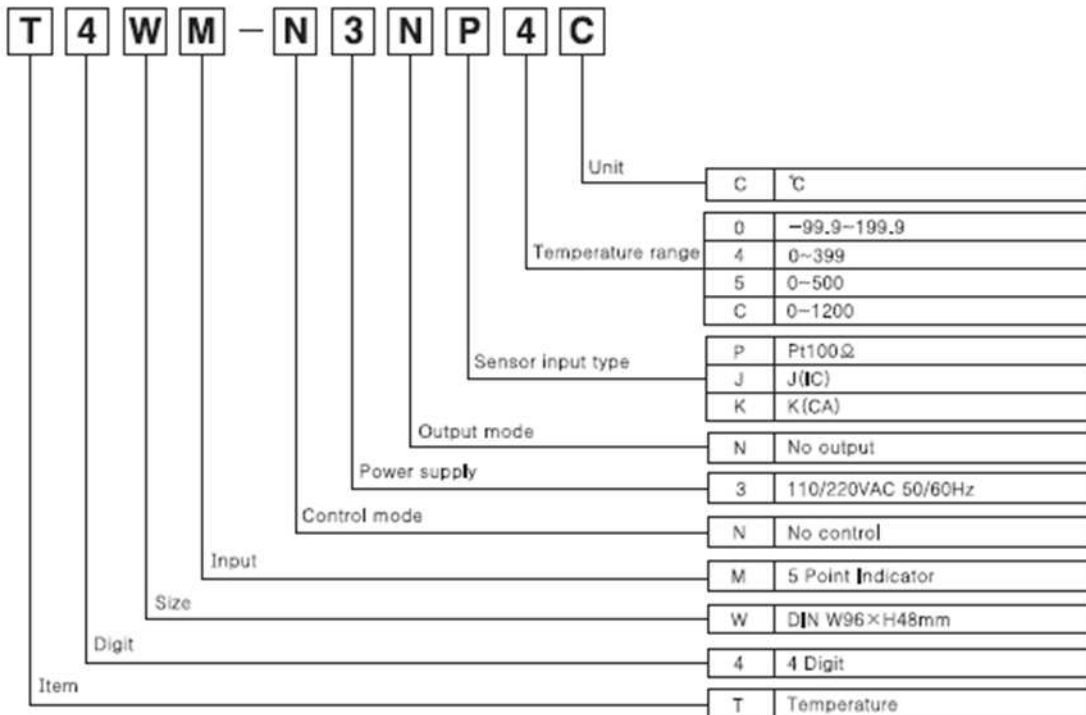
■ Features

- Indication type only
- High accuracy measurement : F · S ±0.5%
- 5 Point temperature measurement
- Automatic or manual display of temperature in each point



⚠ Please read "Caution for your safety" in operation manual before using.

■ Ordering information

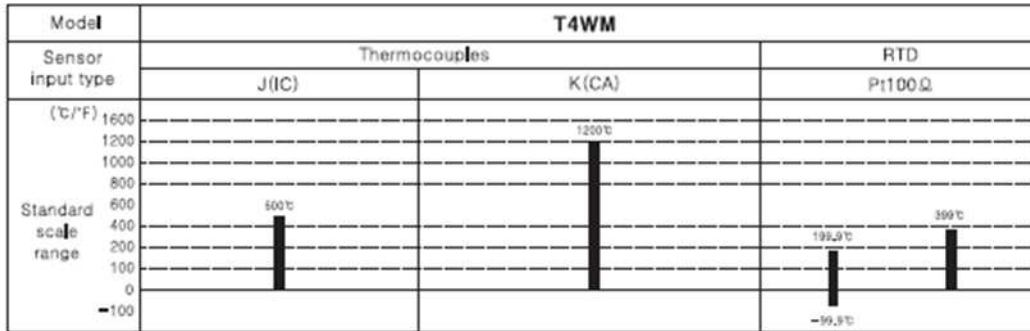


※ Please check the range of temperature when select model. (Please see C-47 page)

- (A) Counter
- (B) Timer
- (C) Temp. controller**
- (D) Power controller
- (E) Panel meter
- (F) Tacho/Speed/Pulse meter
- (G) Display unit
- (H) Sensor controller
- (I) Proximity sensor
- (J) Photo electric sensor
- (K) Pressure sensor
- (L) Rotary encoder
- (M) S-Phase stepping motor & Driver & Controller

T4WM

Temperature range for each sensor



Specifications

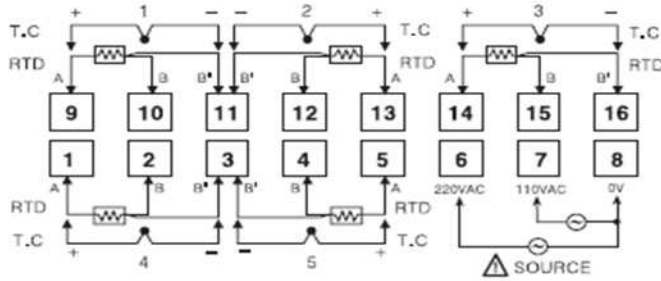
Model	T4WM	
Power supply	110/220VAC 50/60Hz	
Allowable voltage range	90 ~ 110% of rated voltage	
Power consumption	3VA	
Display method	7Segment LED Display	
Character size	W9.8×H14.2mm	
Display accuracy	F · S ± 0.5% rdg ± 1digit	
Input sensor	• Thermocouples : K(CA), J(IC) • RTD : Pt100Ω	
Input line resistance	• Thermocouples : Max. 100Ω • RTD : Max. 5Ω per a wire	
Available sensor quantity	• Thermocouple : Max. 5pcs • RTD : Max. 5pcs	
Insulation resistance	Min. 100MΩ (at 500VDC)	
Dielectric strength	2000VAC 50/60Hz for 1 minute	
Noise strength	±1kV the square wave noise(pulse width:1μs) by the noise simulator	
Vibration	Mechanical	0.75mm amplitude at frequency of 10 ~ 55Hz in each of X, Y, Z directions for 1 hour
	Malfunction	0.5mm amplitude at frequency of 10 ~ 55Hz in each of X, Y, Z directions for 10 minutes
Shock	Mechanical	300m/s ² (Approx. 30G) 3 times at X, Y, Z direction
	Malfunction	100m/s ² (Approx. 10G) 3 times at X, Y, Z direction
Ambient temperature	-10 ~ +50°C (at non-freezing status)	
Storage temperature	-25 ~ +65°C (at non-freezing status) □	
Ambient humidity	35 ~ 85%RH	
Weight	Approx. 322g	

Front panel identification



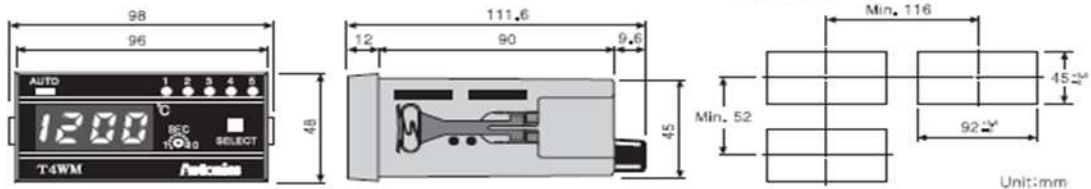
Multi Scanning Type

Connections

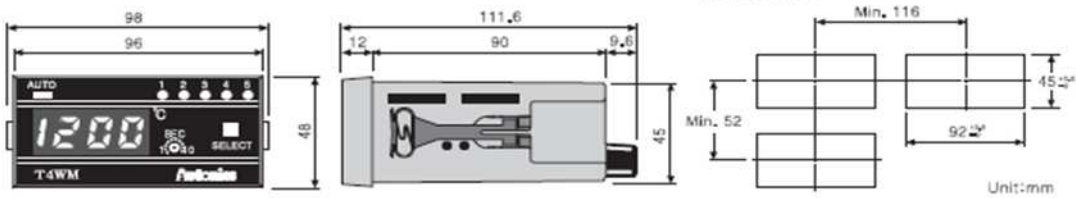


*RTD(Resistance Temperature Detector) : Pt 100Ω (3-wire type) *Thermocouple : K, J

Dimensions



Dimensions



Mode selection

Manual selection and Automatic selection

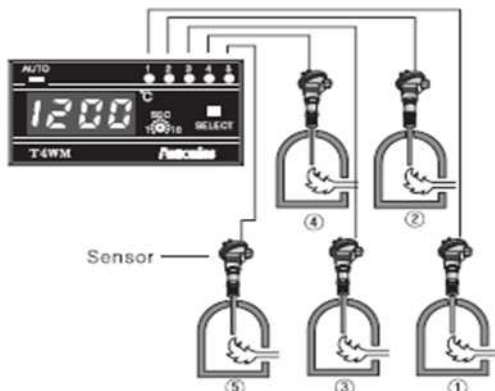
Manual	Select switch	Auto
Sensor number is flickering by one touch (Auto LED : OFF)		Auto lamp will be ON by pressing for 3sec. then run

Auto function

- Each temperature of sensor will be displayed automatically for setting time of Auto time.
- Auto time can be adjustable from 0 to 10sec.
- When it is operating as Automatic function, Auto LED will be ON .

Manual function

- Each time the select switch is pressed, the LED of selected sensor number is flickering and display shows the temperature of that sensor.



Selection of input sensor number by internal DIP switch

- Max. 5 different sensors can be connected but do not use thermocouple and PT100Ω together.

Sensor	2	3	4	5
DIP S/W				

Memory retention

- When the power fails, the data value will be preserved for 3 months. (But the battery must be charged full)