

The Most Trusted name in Pumps & Meters **FILL-RITE.**

**Series 800C Meter**




Model 807C Pump Shown

**Description of Included Models**

Model Number	Description
806C	Basic Meter with Strainer & Fittings with 1" Inlet & Outlet
807C	Basic Meter with 3/4" Inlet & Outlet
807C-1	Basic Meter with 1" Inlet & Outlet
KIT 807CMK	Basic 807C Meter with Pipe Fittings to Add Meter to Models 112, 122, FR152, FR162, 1210B, FR610 and FR700

**Safety Listings**

Approval Mark	Organization Description	File Number	Guide Number
	Underwriters Laboratories Inc., a nationally recognized independent organization for testing of products to ensure public safety. Recognized and accepted in USA, Canada and other countries	MH8290	PLRZ

## Available Options

Option	Description
L	Liter Registration in Place of Standard Gallon Measure
N	Nickel Plating on Fluid Handling Components
Q	Basic Meter with EPDM Seals
T	Teflon Coating on Fluid Handling Components

## Accessories

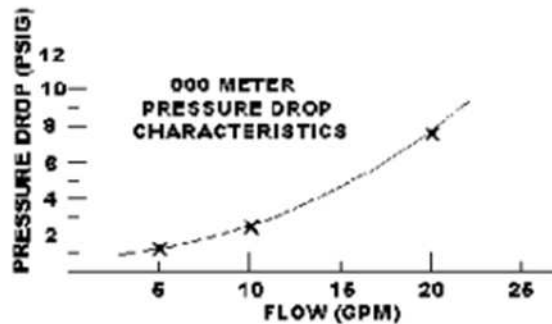
Part Number	Description
TH18T	Strainer Kit for Mounting Series 800C Meter on an Overhead Tank
TH18T	Teflon Coated Strainer Kit for Mounting Series 800C Meter on an Overhead Tank

## Performance

<b>Recommended Flow Range</b>	5 to 20 GPM (19 to 76 LPM)
<b>Rated Accuracy</b>	±1%
<b>Maximum Pressure</b>	50 PSIG
<b>Meter Digit Indication</b>	Up to 99.9 Gallons or 999.9 Liters (Resettable)
<b>Totalizer Digit Indication</b>	Up to 99,999.9 Gallons or Liters (Non-Resettable)

## Pressure Drop Curve

- A. This curve represents the expected pressure loss through the **Model 800 Meter** as a function of flow. Any pump used in the system must supply not only the pressure required to move the fluid, but also that required to overcome the pressure drop through the meter.



## Fluid Compatibility

**The 800C series meters are compatible with the following fluids:**

Diesel Fuel, Gasoline, Kerosene, Mineral Spirits, Heptane and Hexane.

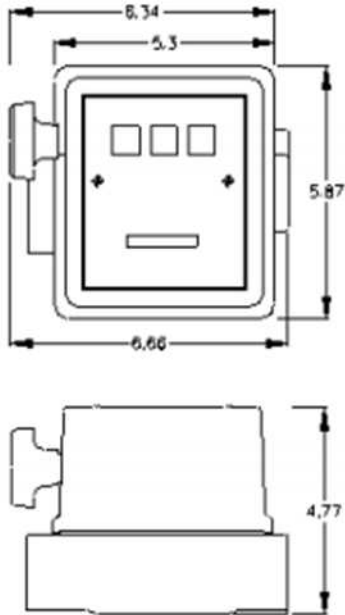
**The 800C Series meters are NOT compatible with the following fluids:**

Bleach, Hydrochloric Acid, Ink, Motor Oil and Salt Water.

If in doubt about the compatibility of a specific fluid, contact the supplier of the fluid to check for any adverse reactions to the following wetted materials.

PPS	300S Stainless Steel	400S Stainless Steel	All
Aluminum	806C, 806CL, 806CI, 807C, 807CL, 807CI, 807C-1, 807CL-1, 807CI-1		
Aluminum, Nickel Plated	807CN, 807CN-1, 807CNL		
Aluminum, Teflon Coated	806CT, 806CTL, 807CT, 807CT-1, 807CTL-1		
Viton	806C, 806CT, 806CL, 806CTL, 806CI, 807C, 807CN, 807CT, 807CL, 807C-1, 807CN-1, 807CT-1, 807CL-1, 807CNL-1, 807CTL-1, 807CI-1		
Buna N	806C, 806CL, 806CI, 807C, 807CL, 807C-1, 807CL-1, 807CI-1		
EPDM	806CQ, 807CQ		
Cast Iron	806C, 806CT, 806CL, 806CLT, 806CI		

## Dimensions



## Repair

To insure the ultimate performance, pumps must be set up according to the "INSTALLATION" section of the Owner's Manual packed with the pump and available below in the **eLibrary**.

Meters requiring repair should be taken to an authorized repair shop for service. Meters **MUST** be thoroughly triple-rinsed before being taken in, or shipped, for repair.

## Maintenance

Meters are designed to operate maintenance free. Certain liquids can dry out while in the meter housing, preventing the meter from operating properly when next used. If this happens, the meter should be thoroughly cleaned by running a flushing fluid through the meter in the normal direction of fluid flow, without disassembly. If fluid cannot be "forced" through the meter with 50 PSIG fluid pressure and thus freed, the meter must be disassembled and thoroughly cleaned. Refer to the instructions in the ASSEMBLY/DISASSEMBLY section of the Parts and Technical Service Guide that was packed with your meter or is available below in the **eLibrary**.

## Frequently Asked Questions

### **1. When I went to use my meter for the first time this year it was stuck. What can I do?**

Although your meter is designed to require little or no maintenance, the residual material left when a fluid dries in the meter can jam the close tolerance disc within the chamber. See the procedure recommended for cleaning the meter above and in the Guide packed with the meter. Generally a thorough cleaning will restore the meter to full operation.

### **2. Can I use this meter to sell kerosene from my tank?**

This meter mechanism is capable of high accuracy, typically 0.5%, if operated under steady flow rate and calibrated at that rate. This capability however does not meet the requirements of the Weights and Measures Departments in most states and they therefore will not approve this meter for use for the resale of liquids like kerosene.

See the Troubleshooting Guide in your Owner's Manual packed with your unit or the copy available in the eLibrary.

### **3. What do you mean by a "positive displacement meter?"**

A positive displacement meter allows a VERY specific volume of fluid to move through the meter with every rotation of the mechanism. Conversely if the mechanism of a positive displacement meter is held, there should be no flow through the meter. That VERY specific volume is determined by the designed size of the meter chamber and allows the rotating meter shaft to be tied to a counter which indicates the count of rotations as the volume of fluid passing through the meter. By varying the gear ratio tying the chamber to the counter, the same chamber can be used for different units of measure, like gallons and liters.

### **4. How can I be sure my meter is operating properly?**

After zeroing the meter, fill a container of known volume and compare the indicated volume to the measured volume. As simple as this method seems it is used universally as the absolute calibration means by all requiring accurate meter indication. A container used for this type calibration is described as a "proving can" and the use of a proving can. In the case of the 800 meter, a five gallon proving can or larger is recommended and generally can be obtained from the dealer where your meter was purchased.

### **5. What limits the flow capacity of this meter?**

The forced flow of fluid through the meter results in a pressure differential measured across the meter, and the higher the flow through the meter, the higher that pressure drop across the meter. While the increase in pressure drop is close to linear with the increase of flow over a considerable range, that linearity is lost at the upper flow levels because of the physical size of the chamber and the ports into and out of the chamber. The upper limit where that linearity is lost is normally taken as the upper flow limit of allowed operation. In the case of the 800C that flow level is 20 GPM.