

EZ-View® Flow Meters

For Oil, Water, Air & Compressed Gases

- 1/2 to 1 inch ports
- EZ to install, in any position
- No special piping or flow straighteners needed
- No electrical connections
- Direct reading indication
- Accuracy within $\pm 5\%$ full scale
- Relatively insensitive to shock and vibration

SPECIFICATIONS:

MATERIALS:

Polysulfone plastic body, piston and cone
 T300-series stainless spring
 Buna N flow indicator ring and pressure seals
 C360 Brass, PVC, or T303 stainless fittings
 Polypropylene limit indicators
 PH15 - 7MO stainless retaining ring

Optional: Teflon® coated spring and retaining ring, consult factory.

FITTINGS/ THREADS: NPT ANS/ASME B1.20.1, BSPT ISOR7

See Ordering Information Table, page 64

TEMPERATURE RANGE: 32 °F to 250 °F (0 °C to 121 °C) Ⓞ

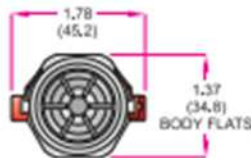
PRESSURE RATING: Liquid: 325 psi / 22.4 bar maximum Ⓞ

PRESSURE DROP: See Differential Pressure Charts, page 64

ACCURACY: $\pm 5\%$ of full scale

REPEATABILITY: $\pm 1\%$

DIMENSIONS: See Ordering Information Table, page 64



1/2" NPT/BSPT
female, swivel
brass fitting



1/2" NPTF
female, swivel
T303 SS fitting



3/4" NPTF/BSPT
male, swivel
brass fitting



3/4" or 1"
swivel, sweat
brass fitting



1" nominal
socket weld
PVC fitting Ⓞ



1" NPTF
male, swivel
PVC fitting Ⓞ

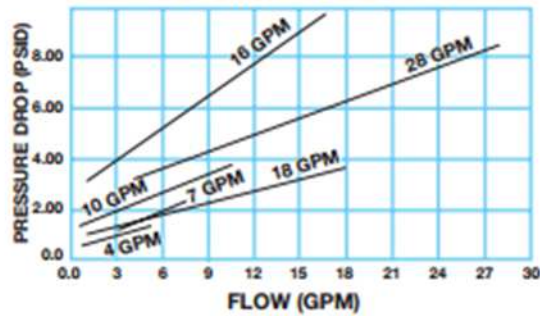
Ⓞ Meters with Type 1 PVC fittings:

Pressure rating per normal PVC system specifications
 Temperature range - 32 °F to 140 °F (0 °C to 60 °C)

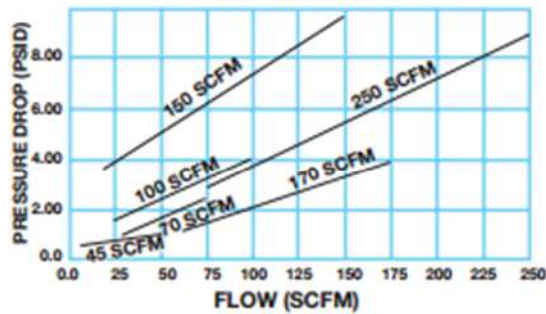
EZ-View® Flow Meters

For Oil, Water, Air & Compressed Gases

OIL & WATER METERS



AIR METERS



Ordering Information

Fluid Media	Flow Range	1/2" NPTF female, swivel brass fitting	1/2" NPTF female, swivel T303 SS fitting	1/2" BSPT female, swivel brass fitting	3/4" NPTF male, swivel brass fitting	3/4" BSPT male, swivel brass fitting	3/4 or 1 inch nominal, swivel sweat brass fitting	1" NPTF male, plastic polysulfone fitting	1" nominal socket weld PVC fitting	1" NPTF male, swivel PVC fitting
Oil 0.876 s.g.	0.5 - 4 GPM	H624-104	H625-104	H627-104	H625-104	H630-104		H621-104	H629-104	H629-104
	1.0 - 7 GPM	H624-107	H625-107	H627-107	H625-107	H630-107		H621-107	H629-107	H629-107
	1.0 - 10 GPM	H624-110	H625-110	H627-110	H625-110	H630-110		H621-110	H629-110	H629-110
	1.0 - 16 GPM	H624-116	H625-116	H627-116	H625-116	H630-116		H621-116	H629-116	H629-116
	3.0 - 18 GPM	H624-118	H625-118	H627-118	H625-118	H630-118		H621-118	H629-118	H629-118
4.0 - 28 GPM	H624-128	H625-128	H627-128	H625-128	H630-128		H621-128	H629-128	H629-128	
Water 1.0 s.g.	0.5 - 4 GPM	H624-004	H625-004	H627-004	H625-004	H630-004	H620-004	H621-004	H629-004	H629-004
	1.0 - 7 GPM	H624-007	H625-007	H627-007	H625-007	H630-007	H620-007	H621-007	H629-007	H629-007
	1.0 - 10 GPM	H624-010	H625-010	H627-010	H625-010	H630-010	H620-010	H621-010	H629-010	H629-010
	1.0 - 16 GPM	H624-016	H625-016	H627-016	H625-016	H630-016	H620-016	H621-016	H629-016	H629-016
	3.0 - 18 GPM	H624-018	H625-018	H627-018	H625-018	H630-018	H620-018	H621-018	H629-018	H629-018
4.0 - 28 GPM	H624-028	H625-028	H627-028	H625-028	H630-028	H620-028	H621-028	H629-028	H629-028	
Air 1.0 s.g.	10 - 45 SCFM	H624-204	H625-204	H627-204	H625-204	H630-204		H621-204		H629-204
	20 - 70 SCFM	H624-207	H625-207	H627-207	H625-207	H630-207		H621-207		H629-207
	25 - 100 SCFM	H624-210	H625-210	H627-210	H625-210	H630-210		H621-210		H629-210
	30 - 150 SCFM	H624-216	H625-216	H627-216	H625-216	H630-216		H621-216		H629-216
	55 - 170 SCFM	H624-218	H625-218	H627-218	H625-218	H630-218		H621-218		H629-218
75 - 250 SCFM	H624-228	H625-228	H627-228	H625-228	H630-228		H621-228		H629-228	
DIMENSIONS:	Length: in (mm) Fitting Flats in (mm) Weight lb (kg)	7.75 (196.8) 1.50 (38.1) 0.95 (0.43)	7.75 (196.8) 1.50 (38.1) 0.85 (0.39)	7.75 (196.8) 1.50 (38.1) 0.95 (0.43)	8.25 (209.5) 1.50 (38.1) 0.90 (0.41)	8.25 (209.5) 1.50 (38.1) 0.90 (0.41)	7.75 (196.8) 1.50 (38.1) 0.75 (0.34)	5.25 (133.3) N/A 0.20 (0.09)	8.46 (214.9) 1.54 (39.1) 0.35 (0.16)	8.86 (225.0) 1.50 (38.1) 0.55 (0.25)

① Fits 3/4" copper tube types K, L, M; 1" copper tube type M only.

② DO NOT use pipe dope. Use Teflon® tape only. Use with plastic pipe fittings only.

③ Fits 1" Sch 40/30 PVC, CPVC pipe. Requires 1" pipe coupling.

④ Length includes end fittings.

DISCONTINUED